
Understanding the Primary Election Looking Ahead to November 2020

J. Charles Coughlin
HighGround, Inc.
September 2020

Background: Understanding the Arizona Electorate

7,278,717

Population of Arizona

5,641,005

Population over age 18 (2018 census est.)

3,989,214

Registered voters (Secretary of State)

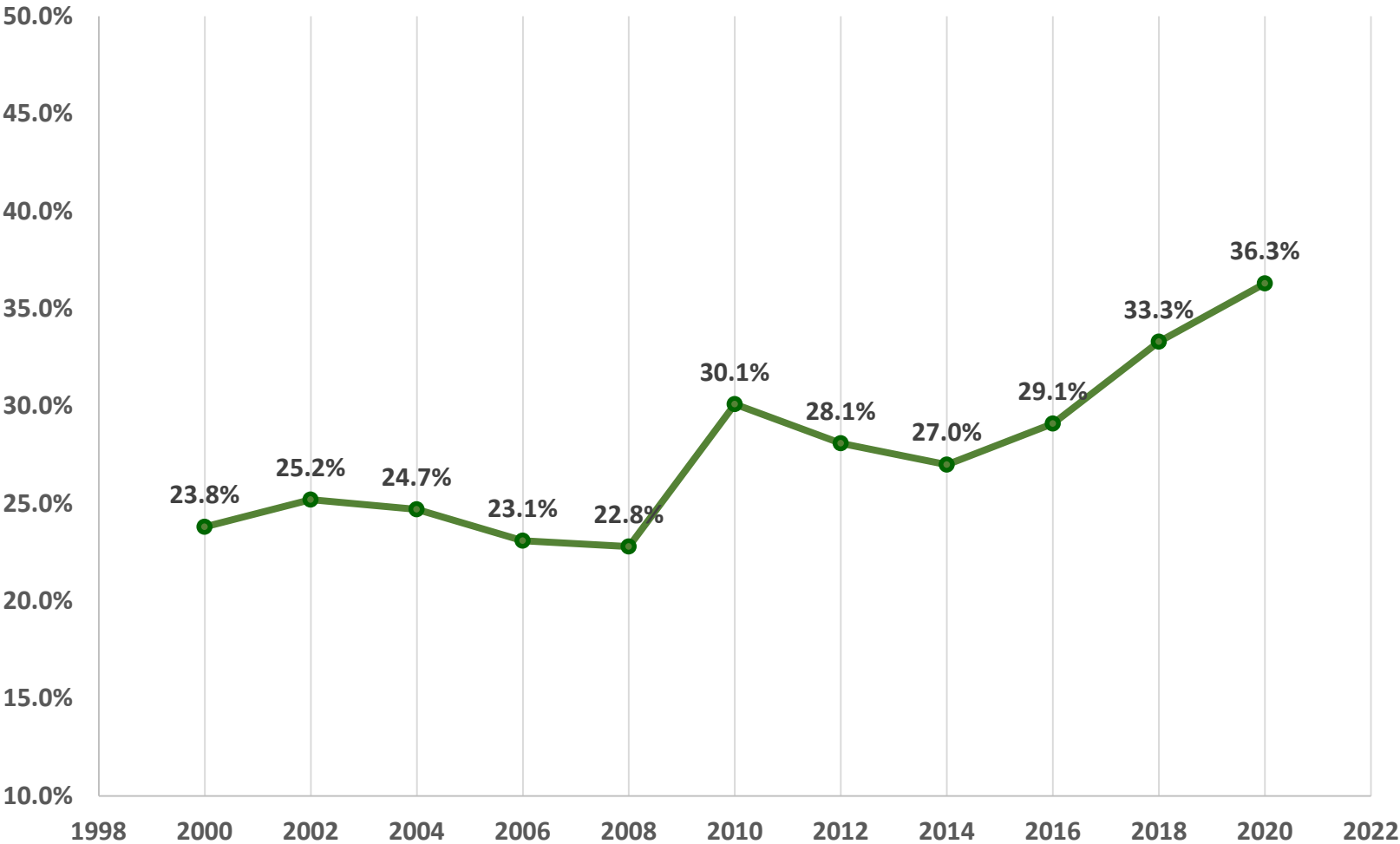
- Only approximately 70.7% of eligible voters are registered to vote
- Of registered voters, even fewer participate

“Record” Turnout for 2020 Primary

<u>Primary Election</u>	<u>Turnout</u>	<u>Turnout Percentage</u>	<u>Cycle</u>
2020	1,446,274	36.3%	Presidential
2018	1,208,220	33.3%	Gubernatorial
2016	989,754	29.1%	Presidential
2014	877,270	27.0%	Gubernatorial
2012	870,875	28.1%	Presidential
2010	933,650	30.1%	Gubernatorial
2008	638,348	22.8%	Presidential
2006	584,526	23.1%	Gubernatorial
2004	602,888	24.7%	Presidential
2002	557,437	25.2%	Gubernatorial
2000	486,836	23.8%	Presidential

Nearly two-thirds of registered voters did not vote in the August Primary

“Record” Turnout for 2020 Primary

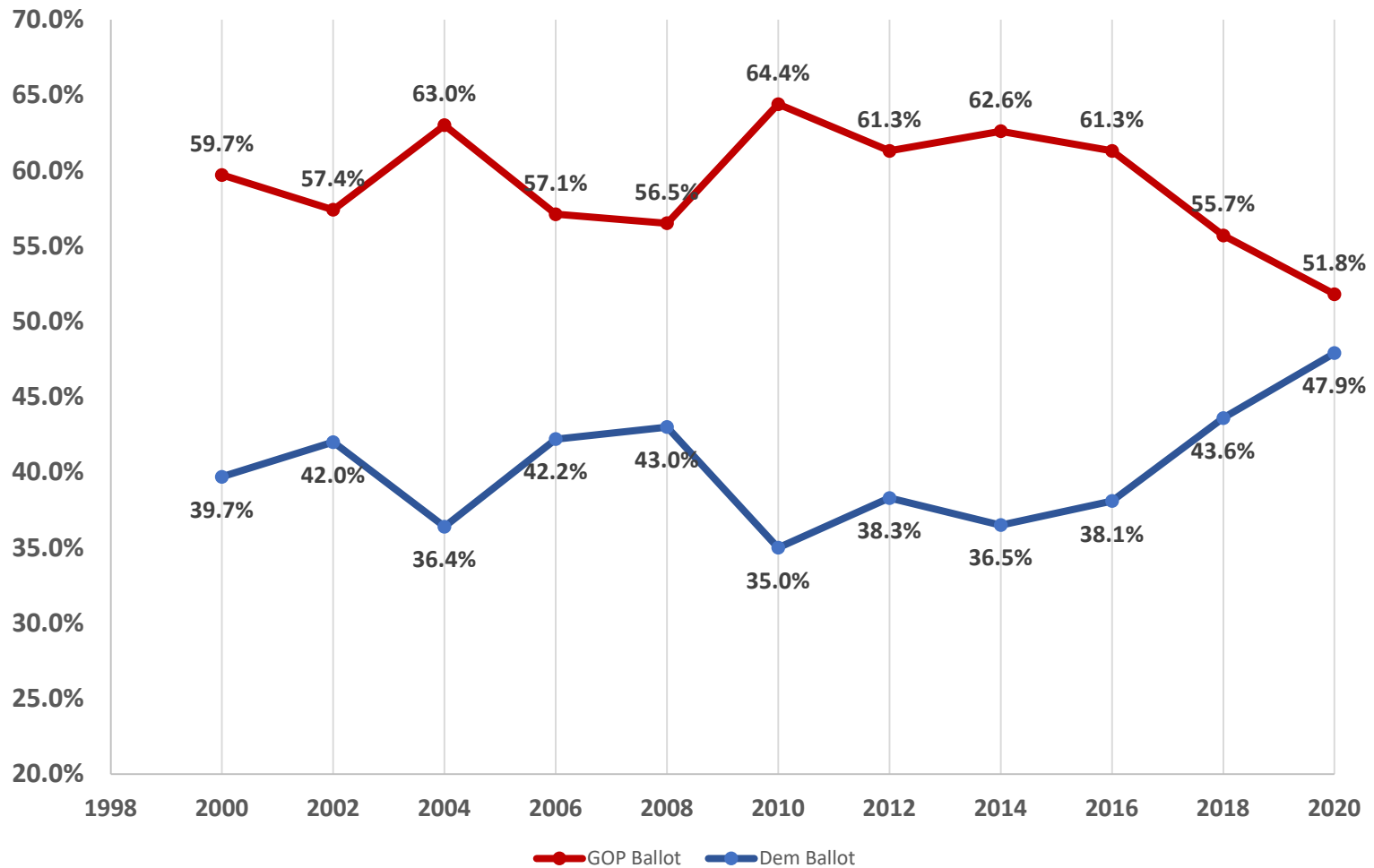


The “Surge”

	GOP Ballot	Dem Ballot
2020	752,223	694,891
	51.8%	47.9%
2018	672,452	526,574
	55.7%	43.6%
2016	606,755	377,074
	61.3%	38.1%
2014	549,423	320,239
	62.6%	36.5%
2012	533,536	333,413
	61.3%	38.3%
2010	600,998	326,830
	64.4%	35.0%
2008	360,894	274,698
	56.5%	43.0%
2006	333,604	246,876
	57.1%	42.2%
2004	379,906	219,673
	63.0%	36.4%
2002	320,090	234,084
	57.4%	42.0%
2000	290,637	193,433
	59.7%	39.7%

- Traditionally, GOP has made up approximately 60% of primary ballots cast
- Democratic primary participation increased 40% from 2016 to 2018
- Democratic participation spiked again 32% from 2018 to 2020
- GOP Advantage Gap narrowed to 51.8% to 47.9%

The "Surge"



Important Note

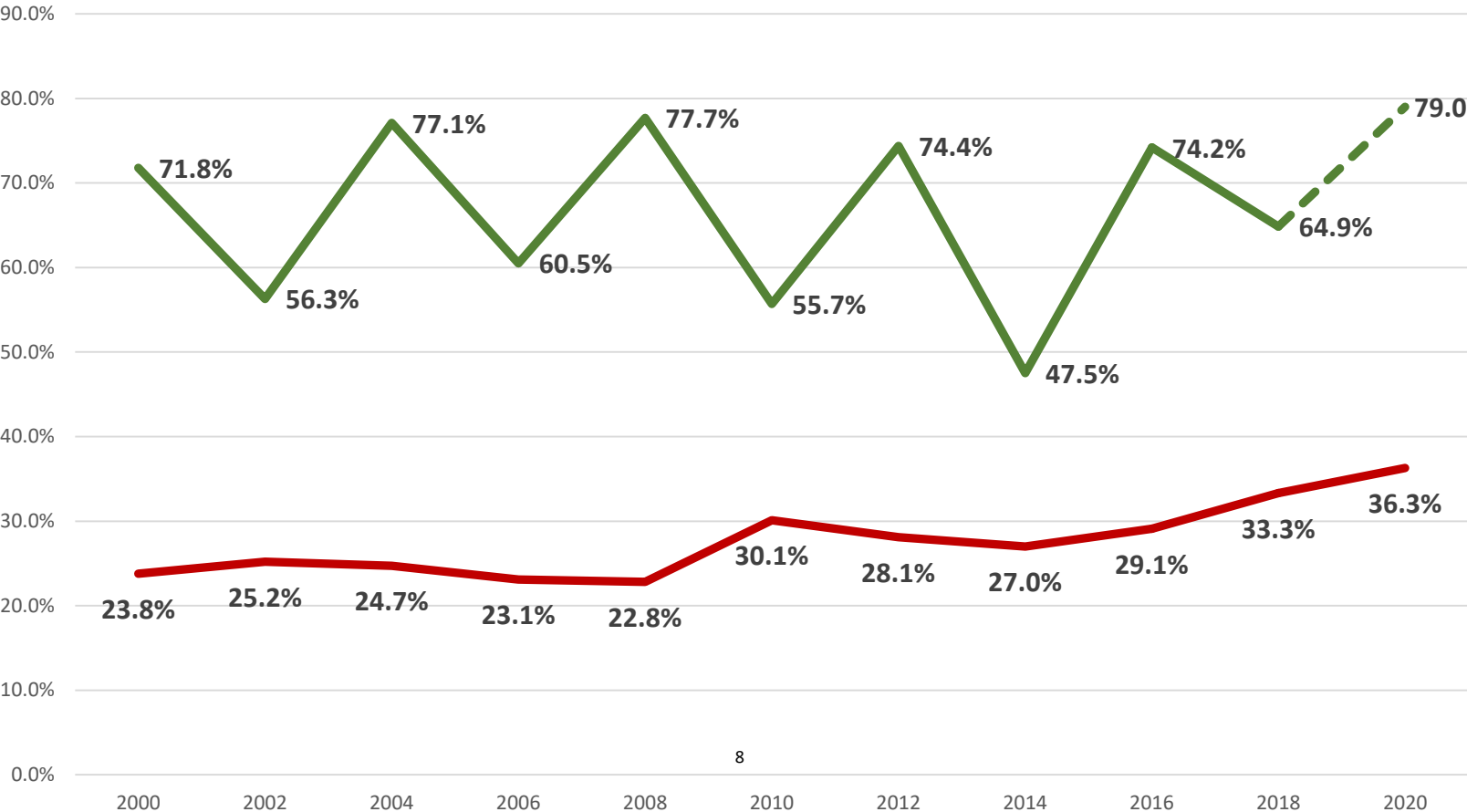
Primary Turnout was up across the board

Turnout compared to Registration	<u>2020*</u>	<u>2018</u>	<u>2016</u>
Republicans	34.9%	32.6%	30.3%
Democrats	38.4%	29.4%	24.7%
Independents & PNDs	9.7%	7.9%	6.1%

- Republicans – 7% increase
- Democrats – 30% increase
- Independents – 23% increase

- Independent primary requests (Maricopa County):
49.6% Democrat, 42.8% Republican, 7.6% non-partisan

Looking Forward to 2020



— General Turnout — Primary Turnout

Looking Forward to 2020

<u>General Election</u>	<u>Turnout</u>	<u>Turnout Percentage</u>	<u>Cycle</u>
2020	3,150,000*	79.00%*	Presidential
2018	2,409,907	64.85%	Gubernatorial
2016	2,661,497	74.17%	Presidential
2014	1,537,671	47.52%	Gubernatorial
2012	2,323,579	74.36%	Presidential
2010	1,750,840	55.65%	Gubernatorial
2008	2,320,851	77.69%	Presidential
2006	1,533,032	60.47%	Gubernatorial
2004	2,038,069	77.10%	Presidential
2002	1,255,615	56.33%	Gubernatorial
2000	1,559,520	71.76%	Presidential

- Arizona likely to exceed 3 million voters for the first time in history
- That would be nearly 500,000 votes higher than 4 years ago
- Near record turnout likely – Highest was 80.1% in 1980
- The GOP advantage will be lower than average.

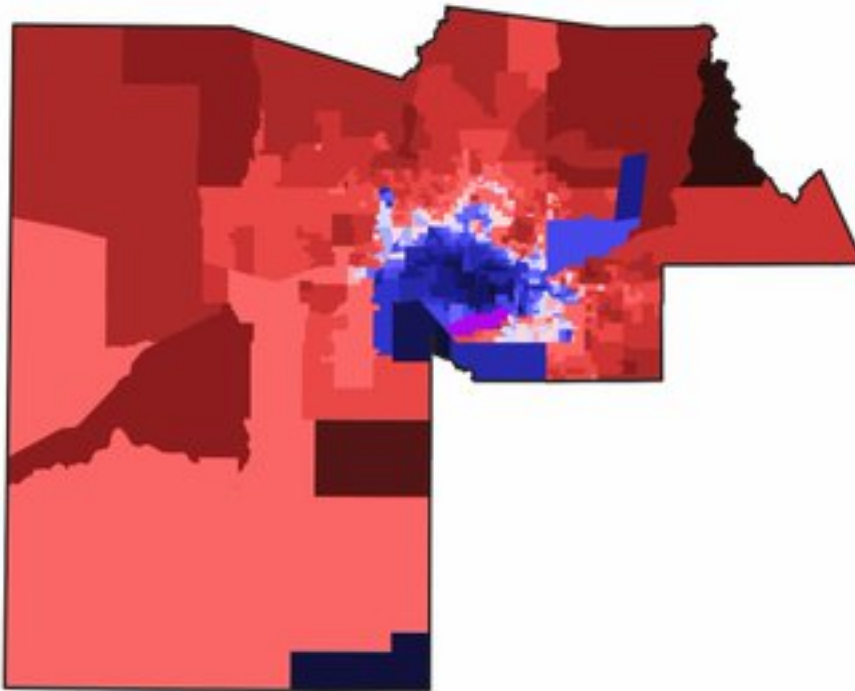
Voter Registration since November 2018

	<u>August 2020</u>	<u>Net Gain</u>	<u>%Gain</u>
Republican	1,389,960	+101,628	+7%
Democratic	1,293,074	+141,329	+11%
Independent/Other	1,273,215	+35,177	+3%
Maricopa	2,431,029	+176,433	+7%
Pima	588,285	+28,664	+5%
Greater Arizona	969,900	+65,867	+7%

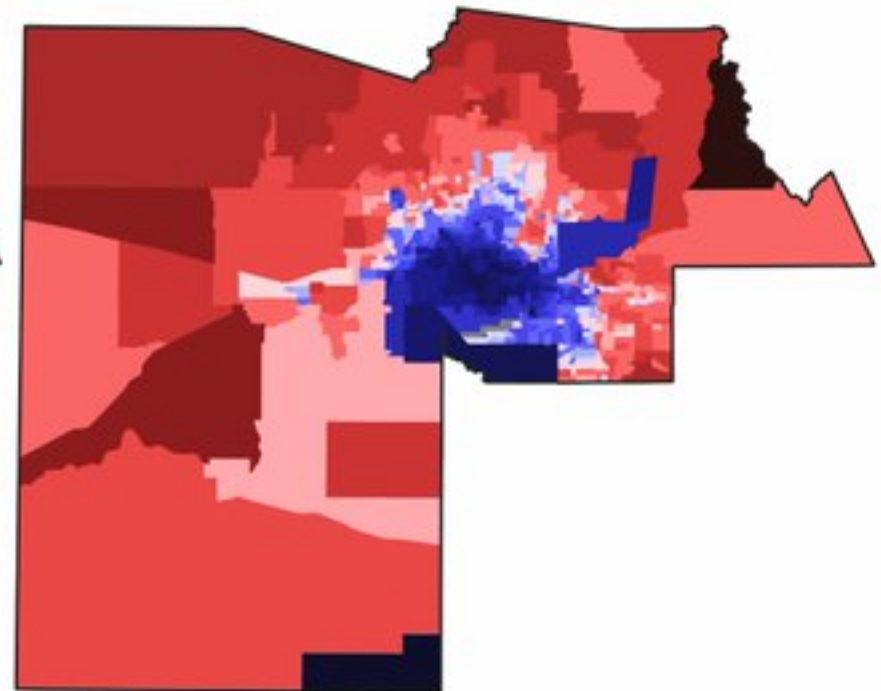
Voter Participation by County

	2010	2012	2014	2016	2018
Maricopa County	57.4%	59.9%	57.0%	60.5%	60.3%
Pima County	18.2%	16.6%	17.8%	16.0%	16.3%
Greater Arizona	24.4%	23.5%	25.1%	23.5%	23.3%

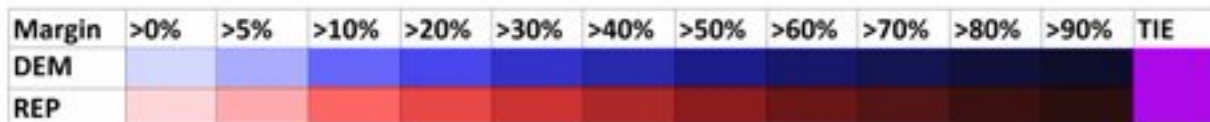
Shifting Demographics of Maricopa County



Maricopa County			
2012 President			
Mitt Romney	680,089	55.1%	
Barack Obama	532,284	43.2%	



Maricopa County			
2018 U.S. Senate			
Kyrsten Sinema	732,761	51.0%	
Martha McSally	672,505	46.8%	

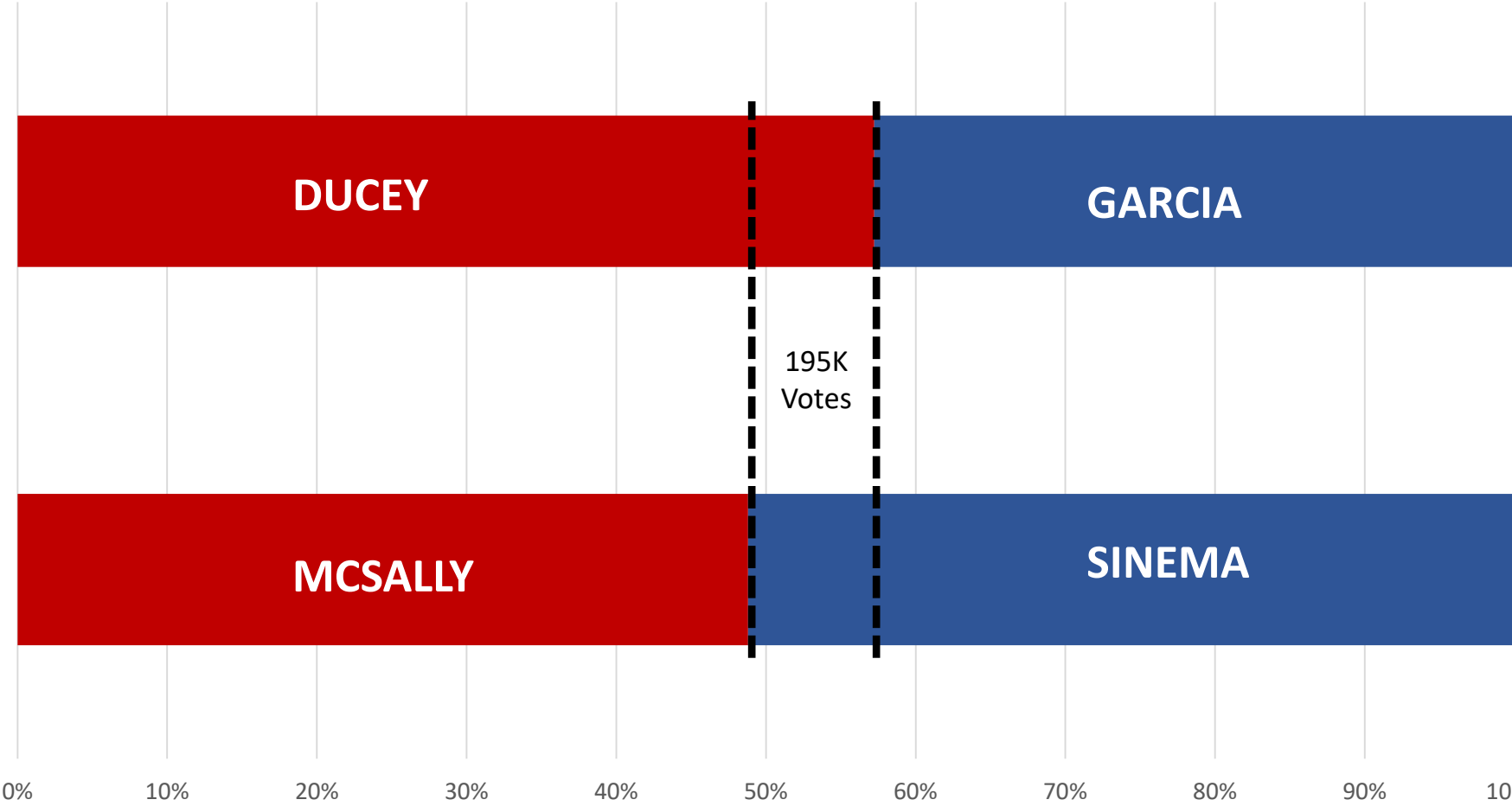


Looking forward to 2020

<u>Party</u>	<u>Gubernatorial Average</u>	<u>2018 with "Blue Wave"</u>	<u>Presidential Average</u>	<u>2020 with Voter "Surge"*</u>
Republican	44%	40.1%	41%	37%*
Democrat	32%	33.1%	32%	34%*
PND/IND/Other	24%	26.8%	27%	29%*
	GOP +12%	GOP +7%	GOP +9%	GOP +3%

**Estimated*

Key Swing Audience – 2018 Sinema/Ducey Voters



Swing number starts between 315,000 and 255,000 in 2020

2020 Legislative Races to Watch

Arizona State Senate

17 GOP – 13 DEM

- LD6
- LD17
- LD20
- LD28

Arizona State House

31 GOP – 29 DEM

- LD4
- LD6
- LD15
- LD20
- LD21
- LD23

**(Democrats gained 4 seats in 2018)*

The principal takeaway from the Primary is that Democrats appear to be on the offensive with a number of pick up opportunities and Republicans are mostly playing defense.

LD4 – Yuma & Maricopa

Location: Yuma and Southwest Valley

Advantage: **+13 Dem**

AZ House Democratic Primary:

- | | | |
|-----------------------------------|---------------|--------------|
| • Fernandez, Charlene | 12,414 | 59.8% |
| • Peten, Geraldine “Gerae” | 8,362 | 40.2% |

AZ House Republican Primary:

- | | | |
|---------------------|--------------|---------------|
| • John, Joel | 9,620 | 100.0% |
|---------------------|--------------|---------------|



LD6 – Coconino, Yavapai, Navajo, Gila

Location: Coconino, Yavapai, White Mountains

Advantage: **+6 GOP**

AZ Senate Republican Primary:

- **Rogers, Wendy** **19,363** **59.2%**
- **Allen, Sylvia Tenney** **13,349** **40.8%**

AZ Senate Democratic Primary:

- **French, Felicia** **24,441** **100.0%**

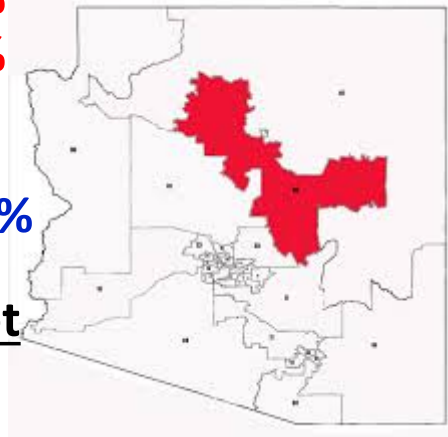
AZ House Republican Primary:

- **Blackman, Walter "Walt"** **26,180** **59.4%**
- **Barton, Brenda** **17,895** **40.6%**

AZ House Democratic Primary:

- **Evans, Coral J** **24,035** **100.0%**

Independent Art Babbott will be on General election ballot



LD15 - Maricopa

Location: North Central Phoenix

Advantage: **+18 GOP**

AZ House Republican Primary:

• Kaiser, Steve	21,168	42.54%
• Wilmeth, Justin	15,051	30.25%
• Hamstreet, Jarret	13,522	27.17%

AZ House Democratic Primary:

• Dybvig-Pawelko, Kristin	20,540	100.00%
----------------------------------	---------------	----------------



LD17 - Maricopa

Location: Chandler, Gilbert

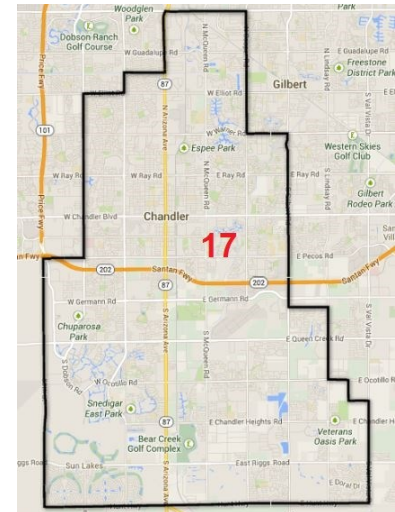
Advantage: **+9 GOP**

AZ Senate Republican Primary:

• **Mesnard, J.D.** **25,533** **100.0%**

AZ Senate Democratic Primary:

• **Kurdoglu, Ajlan "A.J."** **22,938** **100.0%**



LD20 - Maricopa

Location: Northwest Phoenix, Moon Valley

Advantage: **+7 GOP**

AZ Senate Republican Primary:

- **Boyer, Paul** **20,211** **100.00%**

AZ Senate Democratic Primary:

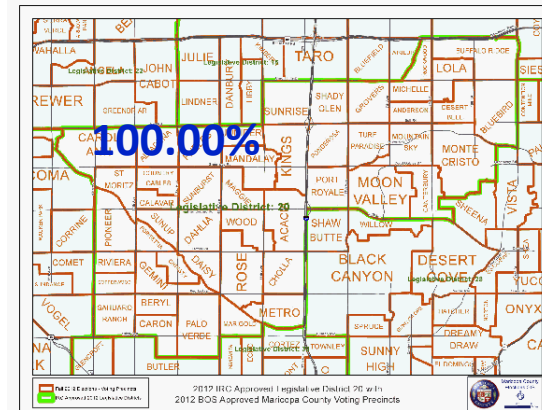
- **Ervin, Douglas** **18,474** **100.00%**

AZ House Republican Primary:

- **Kern, Anthony** **16,109** **50.6%**
- **Bolick, Shawna** **15,744** **49.4%**

AZ House Democratic Primary:

- **Schwiebert, Judy** **18,498**



LD21 - Maricopa

Location: Peoria, El Mirage

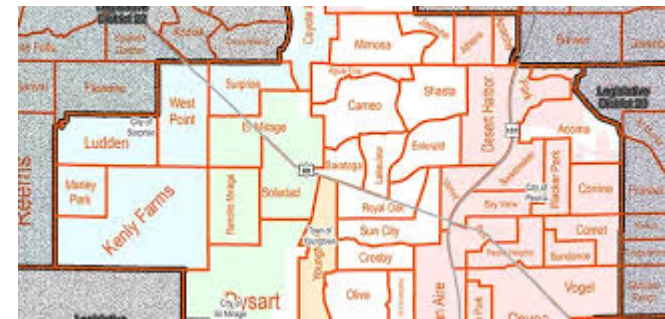
Advantage: **+13 GOP**

AZ House Republican Primary:

- | | | |
|------------------------------|---------------|---------------|
| • Payne, Kevin | 16,971 | 38.11% |
| • Pingerelli, Beverly | 16,876 | 37.89% |
| • Miller, Randy | 10,690 | 24.00% |

AZ House Democratic Primary:

- | | | |
|------------------------|---------------|----------------|
| • Knecht, Kathy | 19,869 | 100.00% |
|------------------------|---------------|----------------|



LD23 - Maricopa

Location: North East Scottsdale

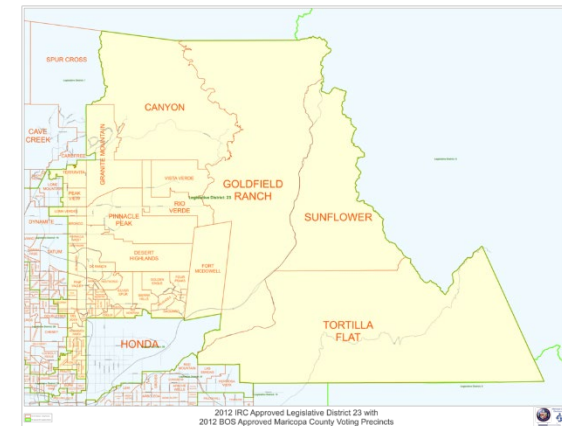
Advantage: **+21 GOP**

AZ House Republican Primary:

- | | | |
|--------------------------|---------------|--------------|
| • Kavanagh, John | 29,928 | 43.8% |
| • Chaplik, Joseph | 19,505 | 28.6% |
| • Lawrence, Jay | 18,844 | 27.6% |

AZ House Democratic Primary:

- | | | |
|------------------------|---------------|---------------|
| • Kurland, Eric | 27,279 | 100.0% |
|------------------------|---------------|---------------|



LD28 - Maricopa

Location: Arcadia, Paradise Valley

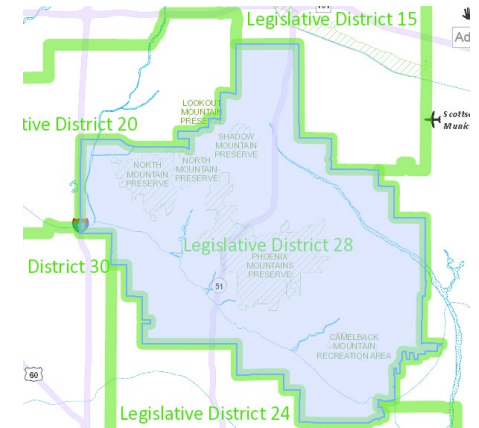
Advantage: **+2 GOP**

AZ Senate Republican Primary:

- **Brophy McGee, Kate** **22,987** **100.0%**

AZ Senate Democratic Primary:

- **Marsh, Christine** **27,480** **100.0%**



Prop 207 – Marijuana

Descriptive title: The law would allow limited marijuana possession, use, and cultivation by adults 21 or older; amend criminal penalties for marijuana possession; ban smoking marijuana in public; impose a 16% excise tax on marijuana sales to fund public programs; authorize state/local regulation of marijuana licensees; and allow expungement of marijuana offenses.

A “YES” vote shall have the effect of allowing adults 21 years or older to use, possess, or transfer up to one ounce of marijuana and cultivate for personal use not more than six marijuana plants at a primary residence; banning smoking marijuana in public places and open spaces; amending criminal classifications and penalties for marijuana possession and use; allowing the retail sale of marijuana at licensed establishments; imposing a 16% excise tax on marijuana sales to fund community colleges, infrastructure, public safety, and public health programs; authorizing state and local regulation of the sale and production of marijuana by a capped number of licensees; and allowing courts to vacate and expunge certain marijuana arrests, charges, adjudications, convictions, or sentences.

A “NO” vote shall have the effect of retaining current law regarding the use of marijuana.

Prop 208 – Invest in Ed

Descriptive title: The law would impose a 3.5% tax surcharge on taxable annual income over \$250,000 for single persons or married persons filing separately, or \$500,000 for married persons filing jointly or heads of households, to increase funding for public education.

A “YES” vote shall have the effect of imposing a 3.5% income tax surcharge, in addition to existing income tax rates, on taxable annual income over \$250,000 for single persons or married persons filing separately, or \$500,000 for married persons filing jointly or heads of households, to provide additional funds for public education; creating a new fund to direct the additional revenue to hiring and increasing salaries for teachers and other non-administrative support personnel, career training and higher education pathway programs for high school students, and the Arizona Teachers Academy; and increasing the dollar amount of scholarships available through the Arizona Teachers Academy.

A “NO” vote shall have the effect of retaining existing law on income tax rates and funding for public education.

Looking back on 2020?

- Ten years ago, Republicans held all but one statewide office (Kennedy was defeated in 2012). Republicans also controlled 2/3 majority in each Chamber of the State Legislature.
- In 2018, four Democrats won statewide office for first time in 10 years. Democrats gain four seats in the State House.
- If Mark Kelly wins, it would be the first time that Arizona would have two Democratic United States Senators since 1952 (Hayden/McFarland).
- If the Democrats win a legislative chamber, it would be the first time since 1990-1992 (Arizona Senate was tied in 2000-2002).

Questions?

H I G H G R O U N D
P U B L I C A F F A I R S C O N S U L T A N T S

**Public Affairs • Strategic Planning • Lobbying • Coalition Development
Campaign Management • Grassroots Coordination • Public Opinion Polling**

Thank You!